

Woonsocket Middle School Science Department



Laboratory Safety Agreement

PURPOSE

Science is a hands-on laboratory class. You will be doing many laboratory activities which require the use of hazardous chemicals. Safety in the science classroom is the #1 priority for students, teachers, and parents. To ensure a safe science classroom, a list of rules has been developed and provided to you in this student safety contract.

These rules must be followed at all times.

Two copies of the contract are provided. One copy must be signed by both you and a parent or guardian before you can participate in the laboratory. The second copy is to be kept in your science notebook as a constant reminder of the safety rules.

GENERAL RULES

1. Conduct yourself in a responsible manner at all times in the laboratory.
2. Follow all written and verbal instructions carefully. If you do not understand a direction or part of a procedure, ask the instructor before proceeding.
3. Never work alone. No student may work in the laboratory without an instructor present.
4. When first entering a science room, do not touch any equipment, chemicals, or other materials in the laboratory area until you are instructed to do so.
5. Do not eat food, drink beverages, or chew gum in the laboratory. Do not use laboratory glassware as containers for food or beverages.
6. Perform only those experiments authorized by the instructor. Never do anything in the laboratory that is not called for in the laboratory procedures or by your instructor. Carefully follow all instructions, both written and oral. Unauthorized experiments are prohibited.
7. Be prepared for your work in the laboratory. Read all procedures thoroughly before entering the laboratory.
8. Never fool around in the laboratory. Horseplay, practical jokes, and pranks are dangerous and prohibited.
9. Observe good housekeeping practices. Work areas should be kept clean and tidy at all times. Bring only your laboratory instructions, worksheets, and/or reports to the work area. Other materials (books, purses, backpacks, etc.) should be stored in the classroom area.
10. Keep aisles clear. Push your chair under the desk when not in use.
11. Know the locations and operating procedures of all safety equipment including the first aid kit, eyewash station, safety shower, fire extinguisher, and fire blanket. Know where the fire alarm and the exits are located.
12. Always work in a well-ventilated area. Use the fume hood when working with volatile substances or poisonous vapors. Never place your head into the fume hood.
13. Be alert and proceed with caution at all times in the laboratory. Notify the instructor immediately of any unsafe conditions you observe.
14. Dispose of all chemical waste properly. Never mix chemicals in sink drains. Sinks are to be used only for water and those solutions designated by the instructor. Solid chemicals, metals, matches, filter paper, and all other insoluble materials are to be disposed of in the proper waste containers, not in the sink. Check the label of all waste containers twice before adding your chemical waste to the container.
15. Labels and equipment instructions must be read carefully before use. Set up and use the prescribed apparatus as directed in the laboratory instructions or by your instructor.
16. Keep hands away from face, eyes, mouth and body while using chemicals or preserved specimens. Wash your hands with soap and water after performing all experiments. Clean all work surfaces and apparatus at the end of the experiment. Return all equipment clean and in working order to the proper storage area.
17. Experiments must be personally monitored at all times. You will be assigned a laboratory station at which to work. Do not wander around the room, distract other students, or interfere with the laboratory experiments of others.
18. Students are never permitted in the science storage rooms or preparation areas unless given specific permission by their instructor.
19. Know what to do if there is a fire drill during a laboratory period; containers must be closed, gas

valves turned off, fume hoods turned off, and any electrical equipment turned off.

20. Handle all living organisms used in a laboratory activity in a humane manner. Preserved biological materials are to be treated with respect and disposed of properly.

21. When using knives and other sharp instruments, always carry with tips and points pointing down and away. Always cut away from your body. Never try to catch falling sharp instruments. Grasp sharp instruments only by the handles.

22. If you have a medical condition (e.g., allergies, pregnancy, etc.), check with your physician prior to working in lab.

CLOTHING

23. Any time chemicals, heat, or glassware are used, students will wear laboratory goggles. There will be no exceptions to this rule!

24. Contact lenses should not be worn in the laboratory unless you have permission from your instructor.

25. Dress properly during a laboratory activity. Long hair, dangling jewelry, and loose or baggy clothing are a hazard in the laboratory. Long hair must be tied back and dangling jewelry and loose or baggy clothing must be secured. Shoes must completely cover the foot. No sandals allowed.

26. Lab aprons have been provided for your use and should be worn during laboratory activities.

ACCIDENTS AND INJURIES

27. Report any accident (spill, breakage, etc.) or injury (cut, burn, etc.) to the instructor immediately, no matter how trivial it may appear.

28. If you or your lab partner are hurt, immediately yell out "Code one, Code one" to get the instructor's attention. Or any other statement your teacher tells you is the code.

29. If a chemical splashes in your eye(s) or on your skin, immediately flush with running water from the eyewash station or safety shower for at least 20 minutes. Notify the instructor immediately.

HANDLING CHEMICALS

30. All chemicals in the laboratory are to be considered dangerous. Do not touch, taste, or smell any chemicals unless specifically instructed to do so. The proper technique for smelling chemical fumes will be demonstrated to you.

32. Check the label on chemical bottles twice before removing any of the contents. Take only as much chemical as you need.

33. Never return unused chemicals to their original containers.

34. Never use mouth suction to fill a pipet. Use a rubber bulb or pipet pump.

35. When transferring reagents from one container to another, hold the containers away from your body.

36. Acids must be handled with extreme care. You will be shown the proper method for diluting strong acids. Always add acid to water, swirl or stir the solution and be careful of the heat produced, particularly with sulfuric acid.

37. Handle flammable hazardous liquids over a pan to contain spills. Never dispense flammable liquids anywhere near an open flame or source of heat.

38. Never remove chemicals or other materials from the laboratory area.

39. Take great care when transporting acids and other chemicals from one part of the laboratory to another. Hold them securely and walk carefully.

HANDLING GLASSWARE AND EQUIPMENT

40. Carry glass tubing, especially long pieces, in a vertical position to minimize the likelihood of breakage and injury.

41. Never handle broken glass with your bare hands. Use a brush and dustpan to clean up broken glass. Place broken or waste glassware in the designated glass disposal container.

42. Inserting and removing glass tubing from rubber stoppers can be dangerous. Always lubricate glassware (tubing, thistle tubes, thermometers, etc.) before attempting to insert it in a stopper. Always protect your hands with towels or cotton gloves when inserting glass tubing into, or removing it from, a rubber stopper. If a piece of glassware becomes "frozen" in a stopper, take it to your instructor for removal.

43. Fill wash bottles only with distilled water and use only as intended, e.g., rinsing glassware and equipment, or adding water to a container.

44. When removing an electrical plug from its socket, grasp the plug, not the electrical cord. Hands must be completely dry before touching an electrical switch, plug, or outlet.

45. Examine glassware before each use. Never use chipped or cracked glassware. Never use dirty glassware.

46. Report damaged electrical equipment immediately. Look for things such as frayed cords, exposed wires,

and loose connections. Do not use damaged electrical equipment.

47. If you do not understand how to use a piece of equipment, ask the instructor for help.

48. Do not immerse hot glassware in cold water; it may shatter.

HEATING SUBSTANCES

49. Exercise extreme caution when using a gas burner. Take care that hair, clothing and hands are a safe distance from the flame at all times. Do not put any substance into the flame unless specifically instructed to do so. Never reach over an exposed flame. Light gas (or alcohol) burners only as instructed by the teacher.

50. Never leave a lit burner unattended. Never leave anything that is being heated or is visibly reacting unattended. Always turn the burner or hot plate off when not in use.

51. You will be instructed in the proper method of heating and boiling liquids in test tubes. Do not point the open end of a test tube being heated at yourself or anyone else.

52. Heated metals and glass remain very hot for a long time. They should be set aside to cool and picked up with caution. Use tongs or heat-protective gloves if necessary.

53. Never look into a container that is being heated.

54. Do not place hot apparatus directly on the laboratory desk. Always use an insulating pad. Allow plenty of time for hot apparatus to cool before touching it.

55. When bending glass, allow time for the glass to cool before further handling. Hot and cold glass have the same visual appearance. Determine if an object is hot by bringing the back of your hand close to it prior to grasping it.

QUESTIONS

56. Do you wear contact lenses?

_ YES _ NO

57. Are you color blind?

_ YES _ NO

58. Do you have allergies?

_ YES _ NO

If so, list specific allergies (FRUIT, ANY).



Student Safety Contract

AGREEMENT

I, _____, (student's name) have read and agree to follow all of the safety rules set forth in this contract. I realize that I must obey these rules to ensure my own safety, and that of my fellow students and instructors. I will cooperate to the fullest extent with my instructor and fellow students to maintain a safe lab environment. I will also closely follow the oral and written instructions provided by the instructor. I am aware that any violation of this safety contract that results in unsafe conduct in the laboratory or misbehavior on my part, may result in being removed from the laboratory, detention, receiving a failing grade, and/or dismissal from the course.

Student Signature _____

Date _____

Dear Parent or Guardian:

We feel that you should be informed regarding the school's effort to create and maintain a safe classroom/ laboratory environment. With the cooperation of the instructors, parents, and students, a safety instruction program can eliminate, prevent, and correct possible hazards. You should be aware of the safety instructions your son/daughter will receive before engaging in any laboratory work. Please read the list of safety rules above. No student will be permitted to perform laboratory activities unless this contract is signed by both the student and parent/guardian and is on file with the teacher. Your signature on this contract indicates that you have read this Student Safety Contract, are aware of the measures taken to ensure the safety of your son/daughter in the science laboratory, and will instruct your son/ daughter to uphold his/her agreement to follow these rules and procedures in the laboratory.

Parent/Guardian Signature

Date _____

Welcome to 6th Grade Science on Team 6-4 the Sea Stars!

This year you are going to learn about exciting science topics such as weather, space science, motion and forces, ecosystems, animal adaptations and much, much more!

What you can expect in my science class:

You will be treated fairly! You will be listened to! You will work hard! You will have many experiments to do! You will learn!

What I expect from you in science class:

I expect that you respect others and me! I expect that you will work together! I expect that you will do your class work! I expect that you will come prepared to class! I expect that you will work hard! I expect you to be organized!

What you need for science class:

One 1 inch 3 ring binder
3 hole binder dividers
White lined paper
Pencils
Pens
Colored pencils
A highlighter

These materials need to be in school no later than **September 6th**. If you have any difficulty getting these materials for class please speak with me.

Grading:

Summative - Test / labs = 30%

Formative:

Classwork = 20%


Do Nows = 20%

Science notebook = 15%


Exit Slips = 15%

I am looking forward to a wonderful year!

Mrs. Metivier



Materials can be purchased: binder, dividers \$1.00





Laboratory Safety Rules


The science lab is a wonderful place to work and learn. The science lab should also be one of the safest places in the school. Oftentimes we concentrate on the lab activity itself or our friends in the class and we forget about safety. We should condition ourselves to be not only conscious of safety, but to make it the major concern while we are doing an experiment. To condition ourselves we need to practice our lab safety rules over and over again. We should study them, keep them with us when we are doing a lab, and constantly remind ourselves and others of our laboratory safety rules.

1. Prepare Properly

- A. Tie back long hair and confine loose clothing.
- B. Wear aprons and safety glasses when told to do so.
- C. Remove long necklaces and other items like scarves or ties before starting a lab project.
- D. Keep all unnecessary items off the lab table.
- E. Know where all the safety and first-aid items are located in the laboratory. These items include a fire extinguisher, fire blanket, first-aid kit, safety shower, eye wash bottle, and so on.
- F. Listen carefully and follow the teacher's directions.
- G. Begin only when told to do so.

2. Be Careful

- A. Never reach across an open flame.
- B. Never put anything in or near your mouth or eyes in the science lab.
- C. Never engage in horseplay in the lab.
- D. Never breathe in fumes directly.
- E. Never force glass because it will break.
- F. Never look directly into bright lights.
- G. Never leave chemical bottles open. Always replace the tops.
- H. Never pour water into acid.



3. Be Considerate of Others

- A. Remember the lab is a place to work and learn.
- B. Be careful not to bump other students and their equipment in the lab.
- C. Talk quietly in the lab and only to other members of your group.
- D. Attend to the teacher quickly.
- E. Work at a steady and constant pace.
- F. Stay on task.
- G. Treat classmates with respect.
- H. Participate in lab activities.

4. Report Unusual Occurrences to Your Teacher

- A. Report any equipment that is broken or not working properly.
- B. Report any chemical spills immediately.
- C. Report accidents immediately.

5. Clean Up

- A. Dispose of all used chemicals and matches as your teacher instructs.
- B. Leave your area neat and clean.
- C. Return all equipment to the proper place.
- D. Wash your hands.

6. Specific Lab Safety Rule for Our Lab

- A. _____

- B. _____

- C. _____
